



Course Selection Guide 2026 For Students Entering Grade 9



This step-by-step guide will help you complete your course selections using the myBlueprint website.

WHERE DO I FIND myBlueprint ON THE PPHS WEBSITE?

Go to **PPHS** website: <https://portperryhs.ddsb.ca/en/index.aspx#>

Go to **DEPARTMENTS**

Go to **Guidance** and click on the **BLUE** link (Visit our Guidance Page)

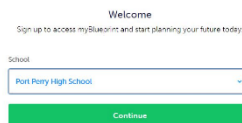
Go to **myBlueprint Course Selections (2026-2027)**

Click on **Accessing myBlueprint**

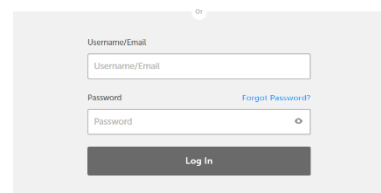
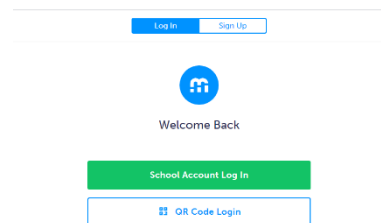
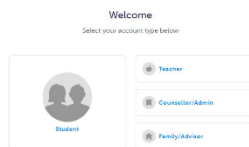
Click on  myBlueprint

Click on 

Select **Port Perry High School**
from the drop-down menu



Select **Student**
Log in using
your DDSB
user profile/login



COURSE SELECTION

From your **Dashboard**, click on the **Plan Courses** button that appears in the High School Progress box. The button will say **Plan Courses** if course submission has not yet been enabled at your school.

HINT: Clicking on **View or Plan Courses** will take you to your High School Planner - you can also access this by simply clicking on **High School** from the left-hand navigation menu.

Course Selections available in myBlueprint for Grade 8s

Compulsory Courses	Electives/Optional Courses: 1 credit
CGC1W - Canadian Geography - Destreamed ELD/ESLAO - English Literacy Development for MLL ENG1L - English - Essential (Locally Developed) ENL1W - English - Destreamed FIF1D - French Immersion FSF1D/FSF1O - French MAT1L - Math - Essential (Locally Developed) MTH1W - Destreamed SNC1L - Science - Essential (Locally Developed) SNC1W - Destreamed <u>NOTE:</u> SSP/PLP/Developmental Programming: Students will be reviewed into these programs during the IPRC meeting with our Inclusive Student Services Department.	ADA1O1 - Drama ALC1OF - Integrated Arts - French Immersion only AMI1O1 - Instrumental Music AVI1O1 - Visual Arts BEM1O1 - Building the Entrepreneurial Mindset NAC1O1 - Expressions of First Nations, Metis & Inuit Cultures PPL1O1/3/4 - Healthy Active Living (Phys Ed)
	Electives/Optional Courses: ½ credit (Students may pick 2 or 4 half credit courses.)
	TCJ1O5 - Woodworking TCJ1O6 - Electrical TDJ1O5 - Technology Design TEJ1O5 - Computer Technology TFJ1O5 - Hospitality and Tourism TGJ1O5 - Communications Technology THJ1O5 - Green Industries TMJ1O5 - Manufacturing TPJ1O5 - Health Care TTJ1O5 - Transportation Technology TXJ1O5 - Hairstyling and Aesthetics

Note:

French Immersion Programming includes French Immersion (FIF1DF), Canadian Geography (CGC1WF), Integrated Arts (ALC1OF) and Healthy Active Living (PPL1OF). Students wishing to earn a DDSB French Immersion Certificate must complete 10 French Immersion credits, including all FIF courses. Students taking FIF1DF MUST also take CGC1DF, ALC1OF and PPL1OF. See French Immersion folder for course offerings and information in mBp.

Gifted Programming is offered in Canadian Geography (CGC1WG), English (ENL1WG), Math (MTH1WG), Science (SNC1WG). Students must select CGC1W1, ENL1W1, MTH1W1, and SNC1W1. Students will be reviewed into the Gifted Program during the IPRC meeting with our Inclusive Student Services Department. These courses are view only. Students wishing to earn the DDSB Gifted Certificate must be identified with Giftedness and complete 8 credits with at least one at the senior level.

ADD COURSES

- In High School Planner, click + **[Course]** (ie) + English
- In the **Course Selection and Details** screen, explore the available courses
- Click **Add Course** when you find the course you want.

HINT: You can filter by Grade and by Discipline.

Note: For students in the **French Immersion** program, there is a Discipline titled, “French Immersion”

You must select 8 courses total. When selecting elective courses, please place them in order of preference. You must also select the equivalent of two (2) alternate courses.

REVIEW COURSES

When you are ready to submit your course selections, click the blue **Review Course Selections** button and give your course selection one final look over.

1 Review Course Selections

✓ ENG2P1
English

✓ MFM2P1
Foundations of Mathematics

1 Step 1
Add Courses

2 Step 2
Review Courses

3 Step 3
Submit Courses

Submit Course Selections

2 Add Comments

Add comments you would like to include

SUBMIT COURSES


Submit Course Selections

Once you have carefully reviewed the **Details** page to ensure that you are meeting the requirements for the courses you have selected and that the courses that appear are correct, click on **Submit Course Selections**. Please note that you will not be able to modify your course selections once submitted.

EMAIL PARENT APPROVAL

After submitting your course selections:

- Click the blue **Send Approval Email** to email your parent/guardian to approve your course selections (At this point, you will be required to provide a parent/guardian email address.)

 Email your parent/guardian so that they may confirm your selections

1

Step 1
Add Courses


2

Step 2
Review Courses

3

Step 3
Submit Courses

Send Approval Email



- Your parent/guardian will receive an email and they must approve or reject your course selections. If they reject your course selections, it will be their responsibility to follow up with your Grade 8 Teacher to discuss further.

CONGRATULATIONS!!!! YOU ARE DONE!