



Course Selection Guide 2022 For Students Entering Grade 11



This step-by-step guide will help you complete your course selections using the myBlueprint website.

WHERE DO I FIND myBlueprint ON THE PPHS WEBSITE?

Go to PPHS website: <https://portperryhs.ddsb.ca/en/index.aspx#>

Go to DEPARTMENTS

Go to Guidance and click on the BLUE link (Visit our Guidance Page)

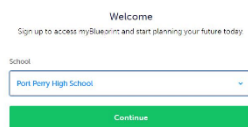
Go to myBlueprint Course Selections (2022-2023)

Click on Accessing myBlueprint

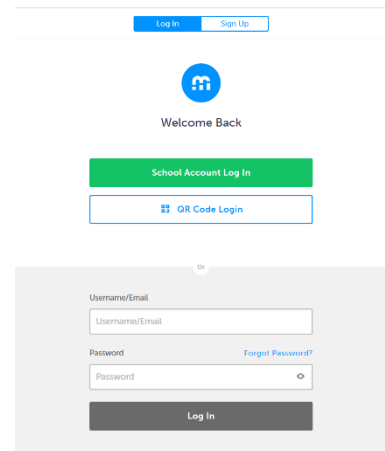
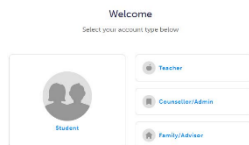
Click on  myBlueprint

Click on 

Select Port Perry High School from the drop-down menu

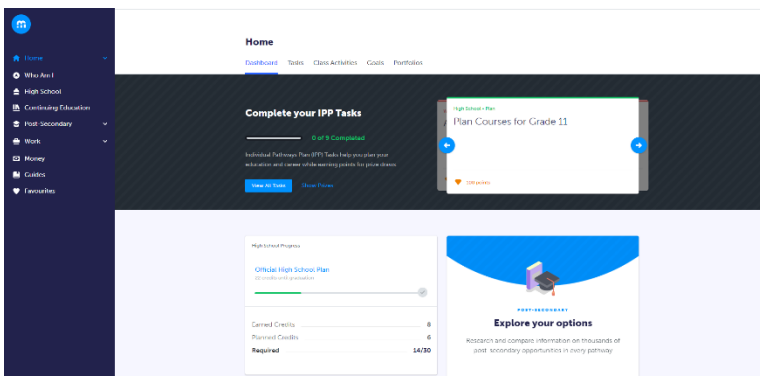



Select Student Log in using your DDSB user profile/login



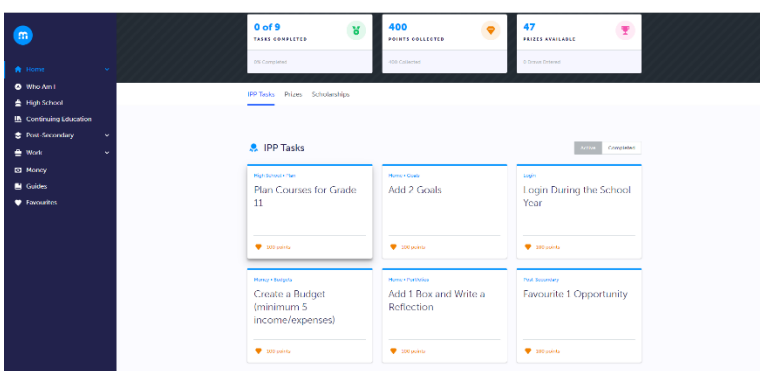
COMPLETING YOUR IPP

You have now landed on your **STUDENT ACCOUNT DASHBOARD**.



In the middle of your screen, you will see **Complete your IPP Tasks**. Simply click on 

Click on each task and follow the instructions. Once complete, go back to your Dashboard, the bar graph should now show all tasks as completed.




Note: The task of **Plan Courses for Grade 11** shows course offerings for the 2022-2023 school year and you should already complete a tentative plan. **You will not be able to submit until the Course Planner is opened by Guidance. Course Selection timelines to follow.**

COURSE SELECTION

From your **Dashboard**, click on the **Plan Courses** button that appears in the High School Progress box. The button will say **Plan Courses** if course submission has not yet been enabled at your school.

HINT: Clicking on **View or Plan Courses** will take you to your High School Planner - you can also access this by simply clicking on **High School** from the left-hand navigation menu.

Course Selections Available in myBlueprint	
	<p>The course coding system in Grade 11 and 12 supports future post-secondary plans:</p> <p>Apprenticeship Pathway = C, E, U; College Pathway = C, M, U; University Pathway = M, U; Workplace Pathway = E.</p> <p>Please refer to Refining My Pathway for further details.</p>
Compulsory Courses	<p>ENGLISH: NBE 3E/C/U – English: Understanding Contemporary Indigenous Voices</p> <p>MATHEMATICS: MBF3C/MCF3M/MCR3U/MEL3E – Math</p> <p>Please use your status sheet to ensure that you have completed diploma requirements, paying particular attention to the left-hand column under “Diploma Credit Summary” – look to ensure that you are meeting the requirements for Groups 1, 2, and 3 in your plan, as well as other diploma requirements and plan accordingly.</p>
Optional Courses	<p>Students must select the equivalent of six (6) optional courses and two (2) alternates. Please place these selections <u>in order of preference</u>, as well as the two (2) alternates. We may be required to use alternates to build your timetable.</p>

Note: If you are selecting Cooperative Education (Co-op) and/or Peer Tutoring, please complete the supplementary form which can be found in the *myBlueprint Course Selection* menu on the Guidance Page or pick one up outside of the Guidance Office. This form **MUST** be submitted to the Guidance Office ASAP.

French Immersion Courses can be found by clicking on the Discipline menu and selecting French Immersion. Students require 10 FI credits for the DDSB French Immersion Certificate.

Gifted Courses are coded with a “G” as the 6th digit (ENG3UG). Students must be identified with Giftedness and have 8 Gifted credits with at least one at the Grade 11 or 12 level to be awarded the DDSB Gifted Certificate.

Asynchronous eLearning Courses: PRISM: eLearning Consortium

You may choose one or two Asynchronous eLearning Courses through PRISM: eLearning Consortium. Please select the Discipline: *Asynchronous eLearning Courses (PRISM: eLearning Consortium)*. Click on STUDYE. Once selected from the pull-down menu, please select the course(s) you would like to take. Please repeat the process if you wish to take two asynchronous eLearning Courses.

This is currently only a placeholder and **does not guarantee** that you will be admitted into the(se) course(s).

ADD COURSES

- In High School Planner, click + **[Course]** (ie) + English
- In the **Course Selection and Details** screen, explore the available courses
- Click **Add Course** when you find the course you want.

HINT: You can filter by Grade and by Discipline.

✖ Your courses are **Not Submitted** Not returning next year?

1 Step 1
Add Courses **2** Step 2
Review Courses **3** Step 3
Submit Courses

[Review Course Selections](#)

REVIEW COURSES

When you are ready to submit your course selections, click the blue **Review Course Selections** button and give your course selection one final look over.

NOTE: SUMMER SCHOOL

If you intend to take a course in summer school, please add a comment in the “Add Comments” section – start the comment with “SUMMER SCHOOL” (ie) SUMMER SCHOOL: I plan on taking ENG 3U1 this summer.

1 Review Course Selections **2** Add Comments

✓ ENG2P1
English

✓ MFM2P1
Foundations of Mathematics

Add comments you would like to include

1 Step 1
Add Courses **2** Step 2
Review Courses **3** Step 3
Submit Courses

[Submit Course Selections](#)

SUBMIT COURSES

[Submit Course Selections](#)

Once you have carefully reviewed the **Details** page to ensure that you are meeting the requirements for the courses you have selected and that the courses that appear are correct, click on **Submit Course Selections**. Please note that you will not be able to modify your course selections once submitted.

EMAIL PARENT APPROVAL

After submitting your course selections:

- Click the blue **Send Approval Email** to email your parent/guardian to approve your course selections (At this point, you will be required to provide a parent/guardian email address.)

! Email your parent/guardian so that they may confirm your selections

1 Step 1
Add Courses **2** Step 2
Review Courses **3** Step 3
Submit Courses

[Send Approval Email](#)

- Your parent/guardian will receive an email and they must approve or reject your course selections. If they reject your course selections, it will be their responsibility to follow up with a Guidance Counsellor to discuss further.

CONGRATULATIONS!!!! YOU ARE DONE!